



JANUARY 2020 NRL 22 OFFICIAL COURSE OF FIRE

Allowed support gear for this month:

Depending on the stage, only a rifle with a bipod, sling and bag may be used.

The rifle with a bipod may only have one bipod attached to the bottom of the rifle. No other accessory may be attached to the bottom of the rifle or used as support. Examples that may not be attached are: other bipods, tripods, skid plates, monopods, attached bags, or plates designed to give the rifle a wider foot print. In Open class, sling swivels, picatinny rails or arca rails may be used to attach a bipod. Base class rifle rules have a very specific list of items that are allowed. If the item in question is not on that list and the rifle did not come from the factory with that item, it is not allowed. Please reference the attached rules excerpt from Section 5, sub section A Rifle Rules and sub section B Classes in the supplemental section at the bottom of this document.

The sling is designed to provide a way to carry the rifle and also to assist in unsupported positional shooting. The sling may attach at 1 or 2 points to the rifle. It may have cuffs or adjustments to aid in unsupported positional shooting. Other than a body part, a sling may not be wrapped around an object for added stability.

The bag is any bag that is the size of a volleyball or smaller. Only 1 bag may be used per stage. The bag may not be attached to the rifle in any way. It is acceptable for the bag to be attached to the shooter in some way. Please see the supplemental section at the bottom of this document for pictures of these items.

Positions this month:

In the unsupported kneeling position, the shooter must have one knee on the ground. The other knee and one or both feet may be on the ground. In the unsupported seated position, the shooter must have their butt on the ground. Both knees and feet may be on the ground. In the prone unsupported position, it is never acceptable to have any part of the rifle or any part of the hand resting on the ground.



JANUARY 2020 NRL 22 OFFICIAL COURSE OF FIRE

January introduction:

Happy New Year's! Welcome to our 4th January COF which is a great time of the year. This is another month in which we have the opportunity to attract the next generation of shooters to the NRL22. Consider making this a festive one by wearing New Year's party attire for some added fun. Now I'd like to introduce a first time Course of Fire writer Scott Satterlee. Scott is our new Director of Match Operations. Scott is also a retired Army Special Forces Soldier who is a very accomplished shooter and match director in long range precision. Please tell him thanks for the hard work and for his service.

Range requirements: NRL22 standard target package, tank trap, 55-gallon barrel, 5 gallon bucket, 2 gallon bucket, and 3" NRL22 targets and target stands for paper targets.

Shooter equipment: Rifle must be chambered in 22 LR. Rifle is encouraged to have a removable magazine. Scopes with adjustable windage, elevation and a reticle are recommended. Bipods and a rear bag approximately the same size as a volleyball or smaller are also recommended. A sling is a huge aide for positional stages and shooters would benefit greatly from a sling. Special note on equipment, this is a fantastic community. If you are short on equipment, let that be known. The good men and women in this community will fall all over themselves to help you out and lend you theirs.

Safety suggestions: Weed whacker plastic string works very well for Empty Chamber Indicators (ECI). Using ECI ensures a rifle is not loaded and especially useful for Ruger 10/22's. The stages' starting positions were deliberately set up for safety. Ensure RO's are very close to new shooters and kids, especially in the positional and barricade stages in case the 180 rule is broken or a transition is made without the action open or safety engaged.

Paper stage suggestions: Have one of the NRL 22 paper targets present at stage briefing so that all shooters can see what it is before they get behind the rifle. Ensure the shooter number is written very large. Because the targets we provide have 2 targets on each one, I have been cutting the targets in half and spreading them out a bit. This seems to reduce crossfires, but they will happen. Only 6 shots will be counted on the left and 4 shots will be counted on the right. If a shooter accidentally shoots another shooter's target, it benefits the shooter who was shooting at the correct target. However, an RO with a spotting scope ensuring a shooter's target is clean before they shoot will help minimize this. For scoring, the shot just needs to break the line to get the higher points. So, if the 10 circle is just barely nipped, that shot is a 10.

Scoring submissions: Download the NRL22 Scores sheet from the downloads section on NRL22.org, fill out the results, and submit scores sheet to matches@nrl22.org, followed by payment for admin fee. Deadline for submissions is **FEB 5th, 2020**. Keep in mind that only NRL 22 members are eligible for prizes and while we have a 30-day grace period for membership, if the prizes are already distributed, it is the competitor's loss. The live Facebook show for prizes will happen on **FEB 12th, 2020**.



JANUARY 2020 NRL 22 OFFICIAL COURSE OF FIRE

Here is the running list of likely Base class rifles and scopes MSRPs. If you notice models that are missing, please let your match director know. If you have questions about base class, please ask your match director.

They are the ones who make the determination.

1. Likely Base class rifle MSRP list:

o Ruger models: 10/22 \$309-899. Precision Rimfire \$529. American Rimfire \$359-579.

o CZ 457 \$365-1144

o Savage models: B22 \$286-445. A22 \$284-509. Mark 2 \$230-639.

2. Likely Base class scopes list:

o Vortex Diamondback Tactical \$449.99-499.99

o Bushnell Match Pro 6-24x50 \$499.99

o Athlon models: Midas Tac \$709-755. Helos BTR \$638-719. Talos BTR \$204-329.

o SWFA models: SS 10x42 Tactical \$299.95 (6, 12, 16 and 20 are the same). SS 10-42M \$399.95. SS 3-15x42 \$699.99.



JANUARY 2020 NRL 22 OFFICIAL COURSE OF FIRE

A. RIFLE RULES

1. RIFLES MUST BE CHAMBERED IN .22 LONG RIFLE. THIS CARTRIDGE IS THE MOST COMMON AND AVAILABLE RIMFIRE CARTRIDGE. AT THESE RANGES IT ALSO MOST CLOSELY MIMICS CENTERFIRE CARTRIDGES AT PRECISION RIFLE. 17 HMR, 22 MAGNUM AND LIKE RIMFIRES CARTRIDGES ARE NOT ALLOWED.
2. ANY .22 LONG RIFLE CHAMBERED RIFLE MAY BE USED, HOWEVER, RIFLES WITH REMOVABLE MAGAZINES ARE STRONGLY ENCOURAGED. RIFLES WITH FIXED TUBULAR MAGAZINES ARE DISCOURAGED AS THEY ARE DIFFICULT TO MAKE SAFE. RANGE OFFICERS SHOULD PAY EXTRA ATTENTION TO SHOOTERS WITH FIXED MAGAZINES.
3. ANY SCOPE, IRON SIGHTS, OR ELECTRONIC SIGHTS MAY BE USED. HOWEVER, MAGNIFIED RIFLE SCOPES WITH EXTERNALLY ADJUSTABLE TURRETS AND RETICLES DESIGNED TO ASSIST IN HOLDOVER AND MEASUREMENT ARE HIGHLY RECOMMENDED.
4. COMPETITORS MAY PARTICIPATE IN THE AIR RIFLE, YOUNG GUNS, OR LADIES CLASS WITH AN AIR RIFLE.

B. CLASSES

1. THE BASE CLASS IS INTENDED TO BE BUDGET ORIENTED. IT IS ALSO INTENDED TO BE A CLASS TO ALLOW AN INTRODUCTION TO THIS FANTASTIC SHOOTING DISCIPLINE. IT IS NOT INTENDED TO BE A PLACE FOR VETERAN SHOOTERS TO REMAIN, HOWEVER, THE NRL22 WILL NOT REGULATE THAT. ANY RIFLE SYSTEM THAT COMES IN UNDER A COMBINED MSRP OF \$1050 SHALL BE ELIGIBLE TO COMPETE IN BASE CLASS. THIS COMBINED MSRP PRICE IS FOR THE RIFLE AND SCOPE ONLY. IT EXCLUDES SCOPE RINGS AND BASES, BIPODS, SUPPRESSORS, DATA CARD HOLDERS, MAGAZINES, SPARE MAGAZINE HOLDERS, AUTO BOLT RELEASES, AFTERMARKET TRIGGERS AND EXTENDED MAGAZINE RELEASES. FACTORY BARRELS MAY BE THREADED TO ACCEPT A SUPPRESSOR. ADJUSTMENTS TO THE STOCK TO GET PROPER CHEEK WELD, TRIGGER JOBS, AND BEDDING OF THE STOCK ARE ALSO ALLOWED. ANY RIFLES AND SCOPES THAT ARE OUT OF CURRENT PRODUCTION CANNOT BE UTILIZED AS THE MSRP IS NOT AVAILABLE TO CHECK. ALSO, MANUFACTURERS MAY CHANGE THE MSRP OF THEIR PRODUCTS FROM TIME TO TIME. NEITHER PRICE CHANGES NOR DISCONTINUATIONS OF PRODUCTS ARE THE FAULT OF THE NRL22. AT SIGN IN, THE MATCH DIRECTOR SHALL INSPECT THE RIFLE AND ENSURE THAT THE COMBINED MSRP COMES IN UNDER \$1050. IF IT GOES OVER, THE SHOOTER SHALL COMPETE IN THE OPEN CLASS. THIS DETERMINATION AND INTERPRETATION OF THE BASE CLASS RULES ARE SOLELY DECIDED BY THE LOCAL MATCH DIRECTORS FOR THEIR OWN CLUBS. ANY EMAILS OR CORRESPONDENCE REGARDING BASE CLASS RULES TO NRL22 STAFF WILL BE REPLIED TO PLEASE CHECK WITH YOUR LOCAL MATCH DIRECTOR. FOR THE NATIONAL CHAMPIONSHIP HOWEVER, THESE RULES WILL BE FOLLOWED TO THE LETTER. THERE WILL BE A GUNSMITH PRESENT AT THE NRL22 NATIONAL CHAMPIONSHIP FOR BASE CLASS RIFLE INSPECTIONS. A LIST OF POPULAR RIFLE AND SCOPES MSRPS WILL BE INCLUDED IN THE MONTHLY COURSE OF FIRE.
2. YOUNG GUNS WILL BE ANY SHOOTER BETWEEN AGES 8-16. AGE REQUIREMENT IS ALLOWABLE AS SOON AS A CHILD TURNS 8, AND NO OLDER THAN 16 AT THE TIME OF THE FIRST MATCH OF THE SEASON. A PARENT OR GUARDIAN MUST BE PRESENT WITH THE SHOOTER, WHO WILL TAKE RESPONSIBILITY FOR THE ACTIONS OF THE YOUNG GUN. YOUNG GUNS MUST BE ABLE TO OPERATE THEIR FIREARM SAFELY BY THEMSELVES WITH NO HANDS-ON ASSISTANCE FROM THE PARENT OR GUARDIAN. HOWEVER, VERBAL COACHING IS ABSOLUTELY ACCEPTABLE AND ENCOURAGED. YOUNG GUNS MAY ABIDE BY BASE, OPEN, OR AIR RIFLE CLASS RULES.
3. LADIES CLASS IS FOR THE WOMAN SHOOTER. LADIES MAY ABIDE BY BASE, OPEN, OR AIR RIFLE CLASS RULES.



JANUARY 2020 NRL 22 OFFICIAL COURSE OF FIRE

4. OPEN CLASS SHOOTERS HAVE NO RESTRICTIONS ON EQUIPMENT.

5. SHOOTERS MUST PICK ONE CLASS TO SHOOT AT THE BEGINNING OF A LOCAL MONTHLY SHOOT.

6. AIR RIFLE CLASS IS FOR AIR GUNNERS. THE AIR RIFLE MUST BE A .30 CALIBER OR LOWER. TETHERED TANKS ARE NOT ALLOWED. PROJECTILES MUST BE MASS PRODUCED, DOMED PELLETS. NO SLUGS OR CAST BULLETS ALLOWED.



Ring In The New Year

Time: 120 Sec

Round Count: 10

Ranges and Targets:

- Target 1 - 25 YDS: 1" on a single hanger
- Target 2 - 50 YDS: 1.5" on a single hanger
- Target 3 - 75 YDS: 2.5" on a single hanger
- Target 4 - 100 YDS: 3" on a double hanger

Points: 10 PTS PER SHOT, 100 PTS POSSIBLE

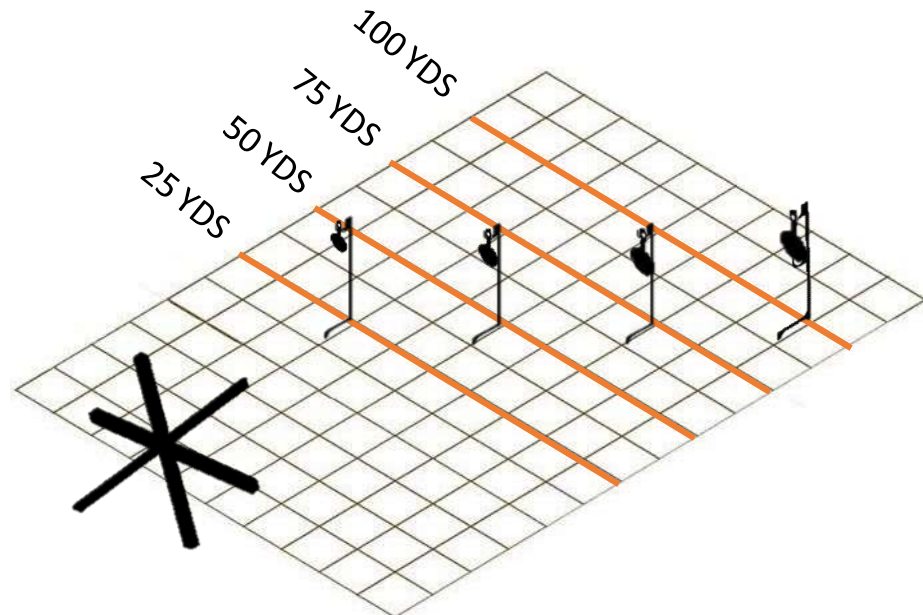
Equipment: 1 BAG APPROXIMATELY THE SIZE OF A VOLLEYBALL OR SMALLER. (LIKE A WIEBAD MINI FORTUNE COOKIE)

Start Position: Standing, port arms, mag in, action open



Description: On signal, shooter will assume a supported position on the center of the tank trap and engage the targets in the following order:

Target 1, 2, 1, 3, 1, 4, 1, 3, 1, 2



One More Decade Down

Time: 120 Sec

Round Count: 10

Ranges and Targets: • 100 YDS: 4" on double hanger

Points: 10 PTS PER SHOT, 100 PTS POSSIBLE

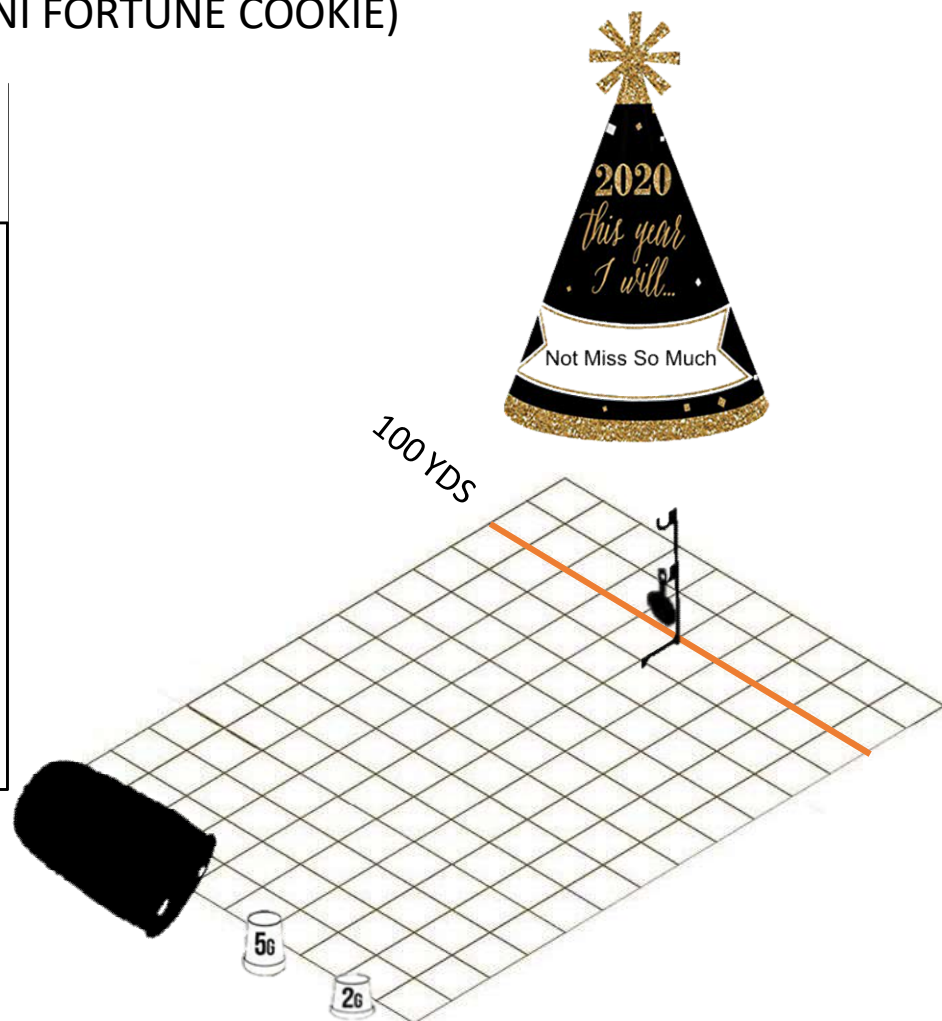
Equipment: 1 BAG APPROXIMATELY THE SIZE OF A VOLLEYBALL OR SMALLER. (LIKE A WIEBAD MINI FORTUNE COOKIE)

Start Position: Standing, port arms, mag in, action open

Description: On signal, shooter will move to the center of the 55 gallon drum and engage the 4" plate with 4 shots.

Then move to the 5 gallon bucket and engage the 4" plate 3 shots.

Then move to the 2 gallon bucket and engage the 4" plate with 3 shots.



Dropping Like The New Year's Ball

Time: 120 Sec

Round Count: 10

Ranges and Targets: • 35 YDS: 3" PAPER TARGET

Points: 10, 8, 6, 4, 2, 1 PTS PER IMPACT, 100 PTS POSSIBLE

Equipment: SLING ONLY

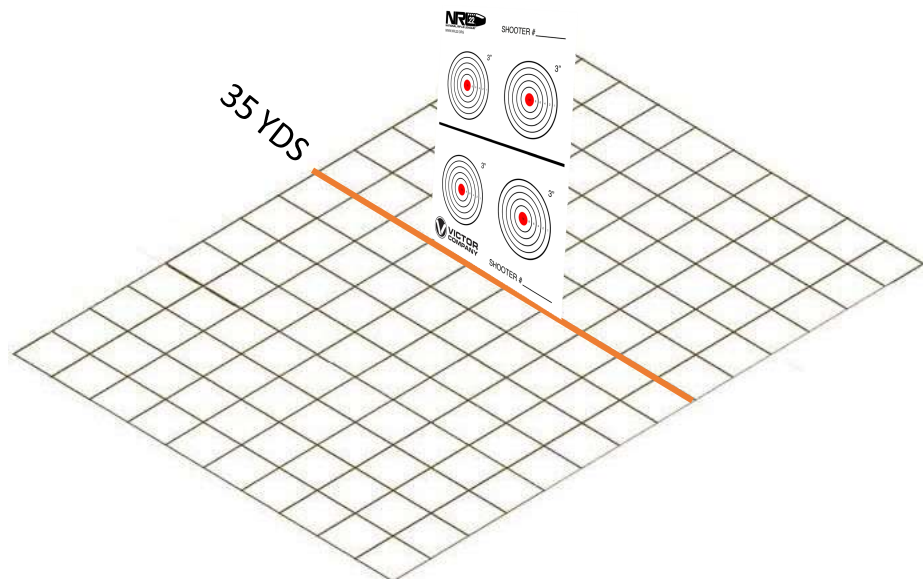
Start Position: Standing, port arms, mag in, action open

Description: On signal, shooter will engage the left paper target with 1 shot from a standing positing.

Then move to a kneeling position and engage the left target with 2 shots.

Then move to a sitting position and engage the left target with 3 shots.

Last, assume a prone unsupported position and engage the right target with 4 shots. No part of the rifle nor the hand can touch the ground.



Let's Party Like It's 1999

Time: 120 Sec

Round Count: 10

Ranges and Targets: 33 YDS: KYL (1", .75", .5", .25")

Points: 10 PTS PER SHOT, 100 PTS POSSIBLE

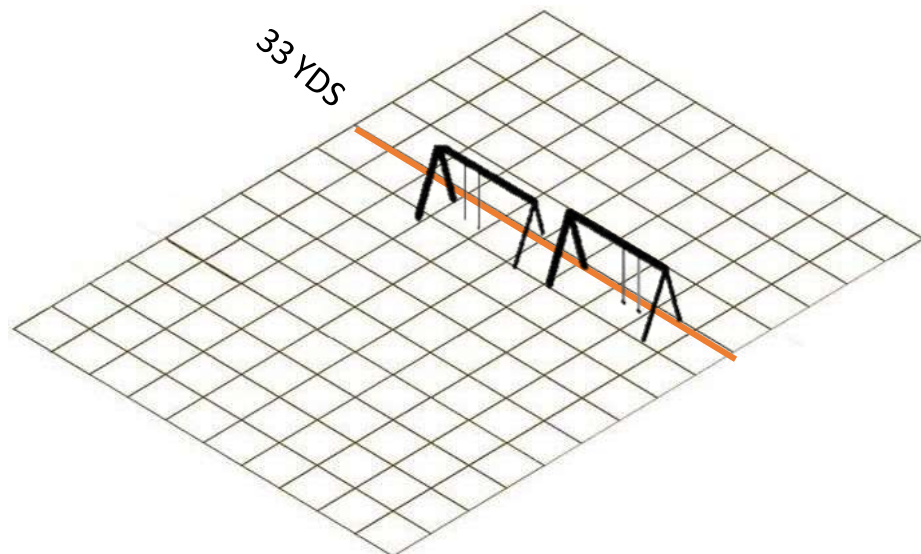
Equipment: 1 BAG THIS APPROXIMATELY THE SIZE OF A VOLLEYBALL OR SMALLER. (LIKE A WIEBAD MINI FORTUNE COOKIE)

Start Position: Standing, port arms, mag in, action open

Description: On signal, shooter will assume a prone supported position and engage the KYL rack in the following order:

- 1" with 2 shots
- .75" with 3 shots
- .50" with 2 shots
- .25" with 3 shots.

Hit or miss move on.



Hindsight Is 2020

Time: 120 Sec

Round Count: 10

Ranges and Targets:

- 50 YDS: 1.5" on a single hanger
- 75 YDS: 2" on a double hanger
- 100 YDS: 2.5" & 3" on a double hanger

Points: 10 PTS PER SHOT, 100 PTS POSSIBLE

Equipment: 1 BAG THIS APPROXIMATELY THE SIZE OF A VOLLEYBALL OR SMALLER. (LIKE A WIEBAD MINI FORTUNE COOKIE)

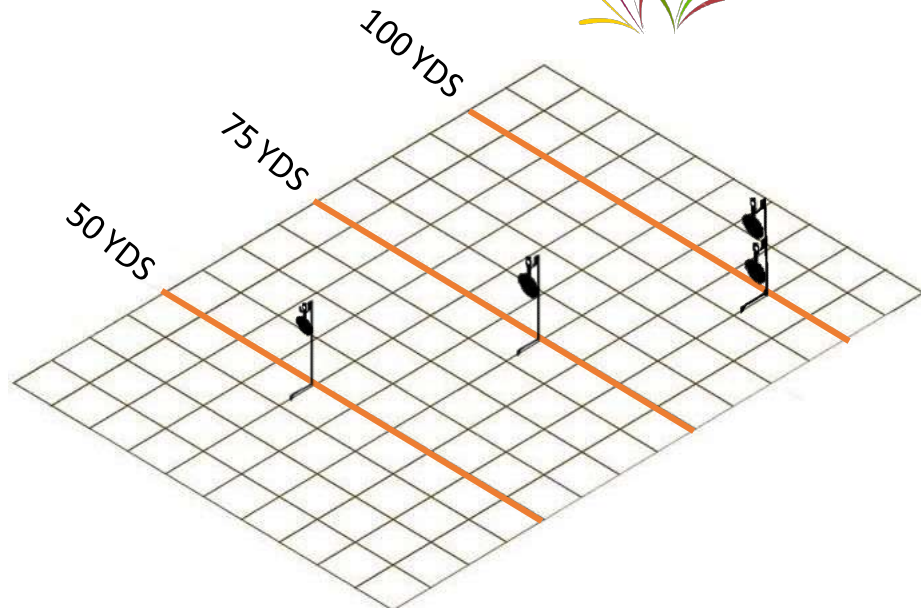
Start Position: Standing, port arms, mag in, action open

Description: On signal, shooter will assume a prone supported position and engage as follows:

- 1.5" with 1 shot
- 2" with 2 shots
- 2.5" with 3 shots
- 3" with 4 shots

All engagements will be fired from the support side.

Note: Support side means firing from the support eye, hand, and shoulder (Weakside)





Stage 6

SUB MOA TYL RACK

TIME: 120 SEC

ROUND COUNT: 10

Targets:

107 yards TYL rack with 10 targets ranging from 3" down to .75"


Equipment: Unlimited (Must Be carried on the shooter)

Start Position:

Standing Port Arms, Mag in, Bolt back

Stage Description:

Upon Start the shooter may choose either the Prone Position on the ground or shoot from the bench.
Engage each target hit or miss with one round each.





Stage 7

ELR 12" Plates

TIME: 120 SEC

ROUND COUNT: 10

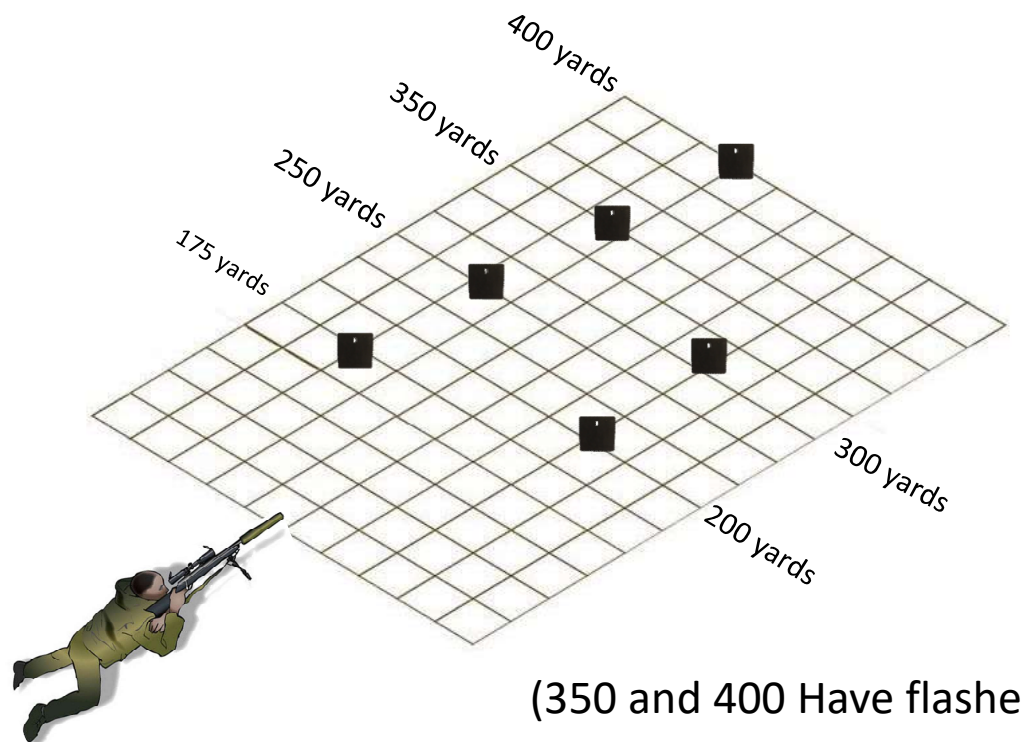
Targets: 12" plates
175, 200, 250, 300, 350, 400

Equipment: One bag only and Bi Pod

Start Position:
Standing Port Arms, Mag in, Bolt back

Stage Description:

Upon Start the shooter go to the Prone Position on the ground. Engage the 175 and 200 yard targets with 1 round each. Engage the 250, 300, 350, and 400 with 2 rounds each. Engage all targets near to far.



(350 and 400 Have flashers)



Stage 8

Prairie Dog Town

TIME: 3 Min Adults

ROUND COUNT: 20

4 Min Young Guns

Targets:

75 yard Min Distance to 140 yard Max

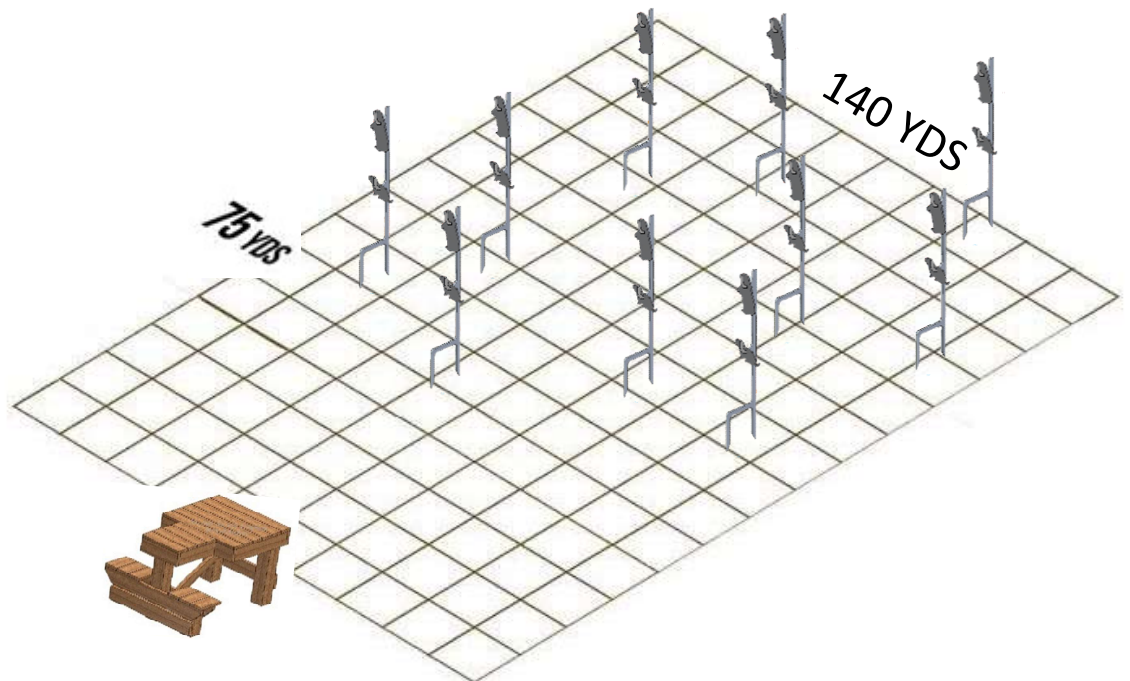
Equipment: Unlimited (Must be carried on the shooter)

Start Position:

Standing Port Arms, Mag in, Bolt back

Stage Description:

Upon Start the shooter go to a modified prone position from the bench. Engage each target hit or miss with one round each. From left to right. This stage will require a mag change





Stage 9

Roof Top Animals

TIME: 120 SEC

ROUND COUNT: 10

Targets:

125 yards Rabbit

165 yards Raccoon

200 yards Coyote

Equipment: Unlimited (Must be carried on the shooter)

Start Position:

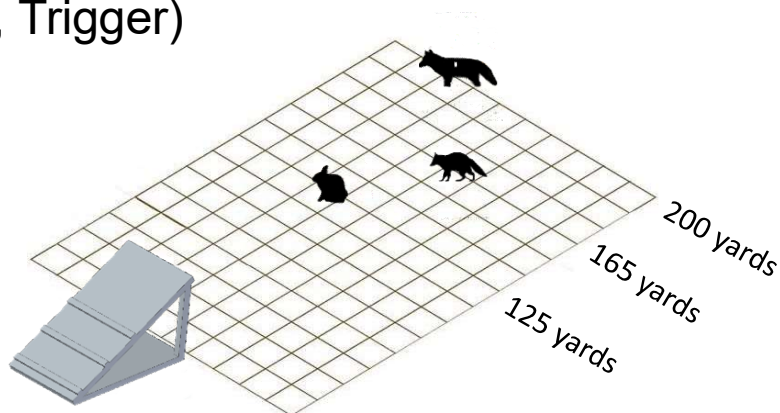
Standing Port Arms, Mag in, Bolt back

Stage Description:

Upon Start the shooter stand to the left side of the roof top and engage each target with one shot each.

Shooter will transition on to the Roof Top and engage 100, 120 yard targets with one shot each and the 150 yard with 2 shots (must be fully on the roof top)

Shooter will transition to standing on the right side of the Roof Top and using the weakside engage the targets with 1 shot each. (Weak Eye, Shoulder, Trigger)



SUPPLEMENTAL



FIG. 1: Standing Unsupported Position.



FIG. 2: Kneeling Unsupported Position.



FIG. 3: Seated Unsupported Position.